

contexo | media

Illustrated Coding and Billing for
**Cardiology/
Cardiovascular/
Vascular Surgery**

A Comprehensive Specialty Guide



Expert

2010

Contents

Introduction	i	ICD-9-CM Diagnostic Coding	499
Medical Terms, Common Abbreviations, and Basic Anatomy.....	i	ICD-9-CM Format.....	499
Medical Documentation.....	i	ICD-9-CM Conventions.....	500
Reimbursement and Payers.....	i	ICD-9-CM Coding.....	501
CPT Procedural Coding.....	i	2010 Cardiology Diagnostic Code Index.....	501
ICD-9-CM Diagnostic Coding.....	ii	HCPCS Level II Codes	513
HCPCS Level II Codes.....	ii	HCPCS Level II Code Structure.....	513
Modifiers.....	ii	HCPCS Level II Symbols.....	513
Evaluation and Management (E/M) Services.....	ii	How to Use HCPCS Level II Codes.....	513
Medicare Official Regulatory References.....	ii	HCPCS Level II Index.....	513
Coding Guidance.....	ii	Durable Medical Equipment.....	514
Terminology, Abbreviations, and Basic Anatomy	1	2010 Cardiology HCPCS Level II Code Index.....	515
Medical Terminology.....	1	Modifiers	519
Cardiology Terms.....	3	Modifier Usage.....	519
Abbreviations.....	10	CPT Modifiers.....	519
Anatomy.....	16	Approved Modifiers for Ambulatory Surgery Center (ASC) Hospital	
Anatomical Planes.....	17	Outpatient Use.....	523
Cardiology Anatomy.....	18	2010 HCPCS Level II Modifiers.....	525
Medical Documentation	23	Evaluation and Management Services	533
Medical Record Documentation Guidelines.....	23	Evaluation and Management Services Documentation.....	533
Medical Record Components.....	23	Specific Definitions and Guidance for Exam Elements.....	533
Post-Payment Documentation.....	24	Cardiology Examination.....	536
Archiving Medical Records.....	24	Examination.....	538
Release of Medical Record Information.....	24	Medical Decision Making.....	539
HIPAA.....	26	Office or Other Outpatient Services (99201-99215).....	539
Reimbursement and Payers	29	Hospital Observation Services (99217-99220).....	540
Claim Forms.....	29	Hospital Inpatient Services (99221-99239).....	540
The Collection Process.....	29	Consultations (99241-99255).....	540
RBRVS and Fee Setting.....	32	Emergency Department Services (99281-99285).....	541
Medicare.....	34	Critical Care Services (99291-99292).....	541
Durable Medical Equipment.....	35	Nursing Facility Services (99304-99318).....	541
Medicaid.....	35	Anticoagulation Management (99363-99364).....	542
Medigap.....	35	Preventive Medicine Services (99381-99397).....	542
Commercial Payers.....	36	Appendix A: Medicare Policies	543
Blue Cross and Blue Shield Plans.....	36	Pub. 100-03 Medicare National Coverage Determinations Manual.....	543
Managed Care Plans (HMOs/PPOs).....	36	Pub. 100-04 Medicare Claims Processing Manual.....	564
TRICARE.....	37	Appendix B: Correct Coding Initiative	575
CPT Procedural Coding	39	Cardiovascular System.....	575
The CPT Book.....	39	Cardiovascular Services.....	576
Locating a CPT Code.....	40	Appendix C: Modifier Rules	579
CPT Symbols.....	41	Mult Proc = Multiple Procedure (Modifier 51).....	579
Add-on Codes.....	41	Bilat Surg = Bilateral Surgery (Modifier 50).....	579
Modifiers.....	41	Asst Surg = Assistant at Surgery (Modifier 80).....	580
Unlisted Procedure or Service.....	41	Co Surg = Co-surgeons (Modifier 62).....	580
Surgical Package.....	41	Team Surg = Team Surgery (Modifier 66).....	580
Category II Codes.....	42		
Category III Codes.....	42		
2010 Cardiology CPT Codes and Crosswalks.....	42		
2010 Cardiology CPT Code Index.....	465		

32405

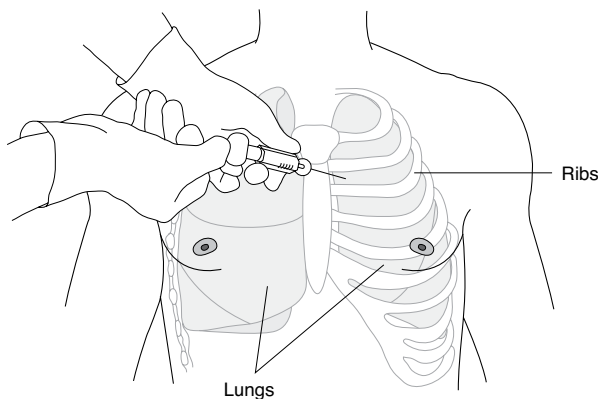
32405 Biopsy, lung or mediastinum, percutaneous needle

Plain English Description

A percutaneous needle biopsy of the lung or mediastinum is performed. A local anesthetic is administered. If the lesion cannot be palpated, separately reportable fluoroscopic, ultrasound, CT or MR guidance is used to locate the lesion and place the needle. Tissue samples are obtained from the lung or mediastinum using a needle or core biopsy and sent for pathology examination.

Lung or Mediastinum Biopsy

A needle is used to obtain a sample of the lung or mediastinum



Coding Guidance

GO For radiological guidance – 76942, 77002, 77012, or 77021.
For fine needle aspiration – 10021-10022.

ICD-9-CM Diagnostic Codes (commonly used)

- 162.3** Malignant neoplasm of upper lobe, bronchus, or lung
- 162.4** Malignant neoplasm of middle lobe, bronchus, or lung
- 162.5** Malignant neoplasm of lower lobe, bronchus, or lung
- 162.8** Malignant neoplasm of other parts of bronchus or lung
- 162.9** Malignant neoplasm of bronchus and lung, unspecified
- 164.2** Malignant neoplasm of anterior mediastinum
- 164.8** Malignant neoplasm of other parts of mediastinum
- 164.9** Malignant neoplasm of mediastinum part, unspecified
- 197.0** Secondary malignant neoplasm of lung
- 197.1** Secondary malignant neoplasm of mediastinum
- 209.21** Malignant carcinoid tumor of the bronchus and lung
- 209.25** Malignant carcinoid tumor of foregut, not otherwise specified
- 209.65** Benign carcinoid tumor of foregut, not otherwise specified
- 212.3** Benign neoplasm of bronchus and lung
- 212.5** Benign neoplasm of mediastinum
- 231.2** Carcinoma in situ of bronchus and lung

- 235.7** Neoplasm of uncertain behavior of trachea, bronchus, and lung
- 235.8** Neoplasm of uncertain behavior of pleura, thymus, and mediastinum
- 239.1** Neoplasm of unspecified nature of respiratory system
- 511.9** Unspecified pleural effusion
- 512.1** Iatrogenic pneumothorax
- 512.8** Other spontaneous pneumothorax
- 513.0** Abscess of lung
- 513.1** Abscess of mediastinum
- 514** Pulmonary congestion and hypostasis
- 515** Postinflammatory pulmonary fibrosis
- 518.0** Pulmonary collapse
- 518.5** Pulmonary insufficiency following trauma and surgery
- 518.89** Other diseases of lung, not elsewhere classified
- 519.2** Mediastinitis
- 519.3** Other diseases of mediastinum, not elsewhere classified
- 748.60** Congenital anomaly of lung, unspecified
- 748.69** Other congenital anomalies of lung
- 786.50** Unspecified chest pain
- 786.6** Swelling, mass, or lump in chest
- 793.1** Nonspecific abnormal findings on radiological and other examination of lung field
- 947.1** Burn of larynx, trachea, and lung
- 996.84** Complications of transplanted lung

HCPCS Code(s)

No Crosswalks apply to this code or code range.

Anesthesia Code(s)

00522

RVU(s)

Code	Work	PE Facility	PE Non-Facility	MP	Total Non-Facility	Total Facility	Global	Status
32405	1.93	.73	.74	.11	2.78	2.77	000	A

Modifiers (* payment conditions apply)

Code	Modifier	Code	Modifier	Code	Modifier	Code	Modifier
32405	50,51						

CCI

32405 10021¹, 10022¹, 20101¹, 32420¹, 32551¹, 36000¹, 36410¹, 37202¹, 51701¹, 51702¹, 51703¹, 62318¹, 62319¹, 64415¹, 64416¹, 64417¹, 64420¹, 64421¹, 64450¹, 64470¹, 64475¹, 69990⁰, 88172¹, 88173⁰, 96360¹, 96365¹, 96372¹, 96374¹, 96375¹

* See Appendix C for Modifier Rules

⊕ Do Not Code

GO Code

▲ Revised Code

● New Code

** See Appendix for CCI information

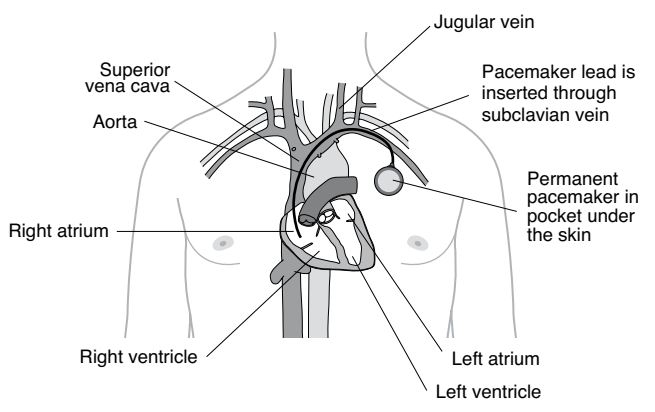
33206-33208

- 33206** Insertion or replacement of permanent pacemaker with transvenous electrode(s); atrial
- 33207** Insertion or replacement of permanent pacemaker with transvenous electrode(s); ventricular
- 33208** Insertion or replacement of permanent pacemaker with transvenous electrode(s); atrial and ventricular

Plain English Description

A large needle is inserted into the subclavian vein or jugular vein and a wire is guided through to the heart. The electrical end of the pacemaker wire, called a lead, is placed in the right atrium and attached to the permanent pacemaker generator situated in a pocket made under the skin in the upper chest. Code 33206 if the pacemaker wire is placed only in the right atrium. Code 33207 if the pacemaker wire is placed only in the right ventricle. Code 33208 if pacemaker wires are placed in both the right atrium and the right ventricle.

Permanent pacemaker



Coding Guidance

CI For radiological S & I – 71090. Do not code subcutaneous pulse generator insertion or transvenous lead placement.

ICD-9-CM Diagnostic Codes (commonly used)

- 337.01** Carotid sinus syndrome
- 414.01** Coronary atherosclerosis of native coronary artery
- 424.1** Aortic valve disorders
- 426.0** Atrioventricular block, complete
- 427.1** Paroxysmal ventricular tachycardia
- 427.31** Atrial fibrillation
- 427.32** Atrial flutter
- 427.81** Sinoatrial node dysfunction
- 427.89** Other specified cardiac dysrhythmias
- 428.0** Congestive heart failure, unspecified
- 780.2** Syncope and collapse
- 786.05** Shortness of breath
- 996.01** Mechanical complication due to cardiac pacemaker (electrode)
- V45.01** Cardiac pacemaker in situ
- V53.31** Fitting and adjustment of cardiac pacemaker

HCPCS Codes

No Crosswalks apply to this code or code range.

Anesthesia Code(s):

00530

RVU(s)

Code	Work	PE Facility	PE Non-Facility	MP	Total Non-Facility	Total Facility	Global	Status
33206	7.31	4.97	4.97	.52	12.8	12.8	090	A
33207	8	5.12	5.12	.59	13.71	13.71	090	A
33208	8.72	5.47	5.47	.56	14.75	14.75	090	A

Modifiers (* payment conditions apply)

Code	Modifier	Code	Modifier	Code	Modifier	Code	Modifier
33206	50,51	33207	50,51	33208	50,51		

CCI

- 33206** 00530⁰, 00534⁰, 12001¹, 12002¹, 12004¹, 12005¹, 12006¹, 12007¹, 12020¹, 12021¹, 12031¹, 12032¹, 12034¹, 12035¹, 12036¹, 12037¹, 13100¹, 13101¹, 33207^{1E}, 33210¹, 33211⁰, 33212¹, 33213¹, 33214^{1E}, 33215¹, 36000¹, 36005¹, 36410¹, 36555¹, 36556¹, 36568¹, 36569¹, 37202¹, 51701¹, 51702¹, 51703¹, 62318¹, 62319¹, 64415¹, 64416¹, 64417¹, 64450¹, 64470¹, 64475¹, 69990⁰, 76000¹, 76001¹, 76942¹, 76998¹, 92960⁰, 93000¹, 93005¹, 93010¹, 93040¹, 93041¹, 93042¹, 93279¹, 93280¹, 93281¹, 93282¹, 93283¹, 93284¹, 93285¹, 93286¹, 93287¹, 93288¹, 93289¹, 93290¹, 93291¹, 93292¹, 93293¹, 93294¹, 93295¹, 93296¹, 93297¹, 93298¹, 93299¹, 93318¹, 93602¹, 93631⁰, 93650⁰, 94770¹, 96360¹, 96365¹, 96372¹, 96374¹, 96375¹, 99143⁰, 99144⁰, 99148¹, 99149¹
- 33207** 00530⁰, 00534⁰, 12001¹, 12002¹, 12004¹, 12005¹, 12006¹, 12007¹, 12020¹, 12021¹, 12031¹, 12032¹, 12034¹, 12035¹, 12036¹, 12037¹, 13100¹, 13101¹, 33210¹, 33211¹, 33214^{1E}, 33215¹, 33218⁰, 36000¹, 36005¹, 36410¹, 36555¹, 36556¹, 36568¹, 36569¹, 37202¹, 51701¹, 51702¹, 51703¹, 62318¹, 62319¹, 64415¹, 64416¹, 64417¹, 64450¹, 64470¹, 64475¹, 69990⁰, 76000¹, 76001¹, 76942¹, 76998¹, 92960⁰, 93000¹, 93005¹, 93010¹, 93040¹, 93041¹, 93042¹, 93279¹, 93280¹, 93281¹, 93282¹, 93283¹, 93284¹, 93285¹, 93286¹, 93287¹, 93288¹, 93289¹, 93290¹, 93291¹, 93292¹, 93293¹, 93294¹, 93295¹, 93296¹, 93297¹, 93298¹, 93299¹, 93318¹, 93631⁰, 93734⁰, 94770¹, 96360¹, 96365¹, 96372¹, 96374¹, 96375¹, 99143⁰, 99144⁰, 99148¹, 99149¹
- 33208** 00530⁰, 00534⁰, 12001¹, 12002¹, 12004¹, 12005¹, 12006¹, 12007¹, 12020¹, 12021¹, 12031¹, 12032¹, 12034¹, 12035¹, 12036¹, 12037¹, 13100¹, 13101¹, 33206¹, 33207⁰, 33210¹, 33211¹, 33214^{1E}, 33215¹, 36000¹, 36005¹, 36410¹, 36555¹, 36556¹, 36568¹, 36569¹, 37202¹, 51701¹, 51702¹, 51703¹, 62318¹, 62319¹, 64415¹, 64416¹, 64417¹, 64450¹, 64470¹, 64475¹, 69990⁰, 76000¹, 76001¹, 76942¹, 76998¹, 93000¹, 93005¹, 93010¹, 93040¹, 93041¹, 93042¹, 93279¹, 93280¹, 93281¹, 93282¹, 93283¹, 93284¹, 93285¹, 93286¹, 93287¹, 93288¹, 93289¹, 93290¹, 93291¹, 93292¹, 93293¹, 93294¹, 93295¹, 93296¹, 93297¹, 93298¹, 93299¹, 93318¹, 93650⁰, 93732⁰, 94770¹, 96360¹, 96365¹, 96372¹, 96374¹, 96375¹, 99143⁰, 99144⁰, 99148¹, 99149¹

* See Appendix C for Modifier Rules

Do Not Code

Code

Revised Code

New Code

** See Appendix for CCI information

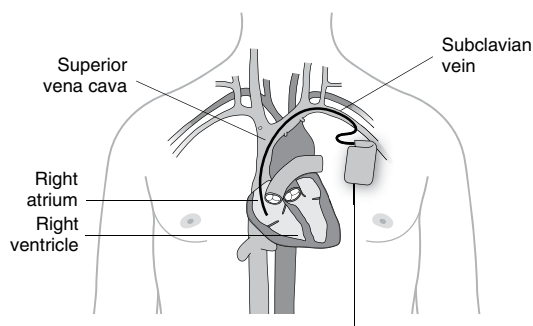
33240

33240 Insertion of single or dual chamber pacing cardioverter-defibrillator pulse generator

Plain English Description

The physician inserts a single or dual chamber pacing cardioverter-defibrillator pulse generator, also referred to as an automatic implantable cardioverter-defibrillator (AICD or ICD). An AICD is used to monitor the heart's electrical activity continuously as well as provide anti-tachycardia pacing to prevent rapid irregular heart rhythm, backup pacing to maintain a healthy heart rhythm, cardioversion using a mild shock to convert an abnormal heart rhythm to a normal rhythm, or defibrillation using a stronger shock to convert a dangerously abnormal rhythm or restore the heart beat when cardiac arrest has occurred. If this is the initial insertion of the cardioverter-defibrillator pulse generator performed alone or at the time of a separately reportable epicardial lead insertion, an incision is made in the skin, typically in the left pectoral region, and a subcutaneous pocket is fashioned. The leads are then connected to the pulse generator and the generator is tested. Once it has been determined that the leads and generator are working, the pulse generator is placed into the pocket and sutured to underlying tissue, and the pocket is closed. If the pulse generator is being replaced, the skin pocket is opened and the existing generator is removed. The new pulse generator is then attached to the existing lead(s) and tested. Once it has been determined that the leads and new pulse generator are working, the new generator is placed into the pocket, sutured to underlying tissue, and the pocket is closed.

Cardioverter-defibrillator



The automatic implantable cardioverter-defibrillator (AICD) is placed in pocket under the skin

ICD-9-CM Diagnostic Codes (commonly used)

- 337.01** Carotid sinus syndrome
- 414.01** Coronary atherosclerosis of native coronary artery
- 414.3** Coronary atherosclerosis due to lipid rich plaque
- 414.8** Other specified forms of chronic ischemic heart disease
- 425.4** Other primary cardiomyopathies
- 426.0** Atrioventricular block, complete
- 426.3** Other left bundle branch block
- 427.1** Paroxysmal ventricular tachycardia
- 427.31** Atrial fibrillation
- 427.41** Ventricular fibrillation
- 427.81** Sinoatrial node dysfunction
- 428.0** Congestive heart failure, unspecified
- 996.01** Mechanical complication due to cardiac pacemaker (electrode)
- 996.04** Mechanical complication of automatic implantable cardiac defibrillator
- V45.02** Automatic implantable cardiac defibrillator in situ
- V53.32** Fitting and adjustment of automatic implantable cardiac defibrillator

HCPCS Codes

No Crosswalks apply to this code or code range.

RVU(s)

Code	Work	PE Facility	PE Non-Facility	MP	Total Non-Facility	Total Facility	Global	Status
33240	7.61	5.08	5.08	.41	13.1	13.1	090	A

Modifiers (* payment conditions apply)

Code	Modifier	Code	Modifier	Code	Modifier	Code	Modifier
33240	50,51						

CCI

33240 00530⁰, 00534⁰, 12001¹, 12002¹, 12004¹, 12005¹, 12006¹, 12007¹, 12020¹, 12021¹, 12031¹, 12032¹, 12034¹, 12035¹, 12036¹, 12037¹, 13100¹, 13101¹, 33215¹, 33223¹, 33249¹, 36000¹, 36005¹, 36410¹, 37202¹, 51701¹, 51702¹, 51703¹, 62318¹, 62319¹, 64415¹, 64416¹, 64417¹, 64450¹, 64470¹, 64475¹, 69990⁰, 76942¹, 76998¹, 92950⁰, 93000¹, 93005¹, 93010¹, 93040¹, 93041¹, 93042¹, 93279¹, 93280¹, 93281¹, 93282¹, 93283¹, 93284¹, 93285¹, 93286¹, 93287¹, 93288¹, 93289¹, 93290¹, 93291¹, 93292¹, 93293¹, 93294¹, 93295¹, 93296¹, 93297¹, 93298¹, 93299¹, 93318¹, 94770¹, 96360¹, 96365¹, 96372¹, 96374¹, 96375¹, 99143⁰, 99144⁰, 99148¹, 99149¹

Bronchial

alveolar lavage, 31624
 anastomosis, 32486
 biopsy, 31717
 brushings, 31623
 challenge, 95070-95071

Broncho-bronchial anastomosis, 32486**Bronchoalveolar lavage, 31624****Bronchography, 71040-71060**

segmental, 31656
 transtracheal, 31715

Bronchoplasty, 32501

graft, 31770
 stenosis, 31775
 excision, 31640

Bulla

lung
 excision-plication, 32141
 endoscopic, 32655

Bypass

cardiopulmonary, 33926
 ablation, 33251, 33256, 33259-33261
 lung transplant, 32852, 32854
 obliteration, 33814
 pericardiectomy, 33031
 pulmonary artery, 33910, 33916, 33922, 33926
 replacement
 valve, 33405-33410, 33430, 33465
 repair
 aortic arch, 33853
 atrial septal defect, 33641
 chamber, 33500
 coronary artery, 33504
 pulmonary artery, 33926
 sinus of valsalva, 33702-33720
 transposition, 33774-33777
 valve, 33496
 resection, 33120
 thoracic aorta, 33860-33877
 transmyocardial, 0167T
 wound, 33305, 33315, 33322, 33335
 valve replacement, 33405-33410, 33430, 33465
 valvectomy, 33460
 valvotomy, 33422, 33474
 valvuloplasty, 33400, 33403, 33425-33427
 coronary artery, 33510-33536
 catheterization, 93508
 graft
 aortobi-iliac, 35538, 35638
 aortobifemoral, 35540
 aortofemoral, 35539
 aortoiliac, 35537, 35637
 axillary, 35516-35522, 35533, 35616-35623, 35650, 35654
 brachial, 35510, 35512, 35522-35525
 carotid, 33891, 35501-35510, 35526, 35601-35606, 35626, 35642
 celiac, 35531, 35631
 composite graft, 35681
 computed tomography (CT) scan, 0146T-0149T
 coronary, 33510-33516, 33533-33536, 93556
 duplex scan, 93925-93931, 93978-93979
 excision, 35901-35907

Bypass – continued

graft – continued
 femoral, 35521, 35533, 35551-35558, 35566, 35621, 35646-35647, 35651-35661, 35666, 35700
 harvest, 33508, 35500
 iliac, 35563
 iliofemoral, 35548-35549, 35565, 35665
 mesenteric, 35531, 35631
 peroneal, 35566-35571, 35666-35671
 placement
 patch, 35685
 popliteal, 35551-35558, 35571, 35623, 35651, 35656, 35671, 35700
 renal, 35536, 35560, 35631-35636
 reoperation, 35700
 repair
 abdomen, 35907
 extremity, 35681-35683, 35903
 neck, 35901
 secondary, 35870
 thorax, 35905
 revascularization, 35901, 35903, 35905
 revision, 35879, 35881, 35883-35884
 splenic, 35536, 35636
 subclavian, 35506, 35511-35516, 35526, 35606-35616, 35626, 35645
 thrombectomy, 35875-35876, 37184-37186
 tibial, 35566-35571, 35623, 35666-35671
 transcatheter, 37184-37186
 vertebral, 35508, 35515, 35642-35645
 in-situ, 33548, 35583-35587
 revision, 35879-35884

Cannulation

arterial, 36620-36625
 arteriovenous, 36821
 circulation disorders, 36822-36823
 dialysis, 36800-36815
 renoportal, 37145
 ventricular assist device, 0048T-0050T

Cannulization

arteriovenous, 36145, 36810-36815
 declotting, 36593, 36860-36861
 extracorporeal membrane, 36822
 vein, 36800

Cardiac

ablation
 arrhythmogenic focus, 33250-33251, 33261
 atria, 33254-33256, 33265-33266
 arthrectomy, 92995-92996
 arrhythmia, 93609
 atria
 ablation, 33254-33256, 33265-33266
 endoscopy, 33265-33266
 reconstruction, 33254-33256, 33265-33266
 catheterization
 angiography, 93508, 93541-93543
 biopsy, 93505
 dilution, 93561-93562
 flow directed, 93503
 imaging, 93555-93556
 injection, 93539-93545
 left heart, 93510-93524
 right heart, 93526-93529
 pacemaker, 33210
 retrograde left and right, 93531

Cardiac – continuedcatheterization – *continued*

right heart, 36013, 93501, 93530-93503

left heart, 93526-93529

transseptal left, 93532-93533

transseptal left and right, 93532-93533

computed tomography (CT) scan, 0144T-0151T

electroversion, 92960-92961

endoscopy

atria, 33265-33266

event recorder

implantation, 33282

mapping, 93609

removal, 33284

excision

tumor, 33120-33130

implantation

event recorder, 33282

pacemaker or pacing cardioverter defibrillator, 33202-33249

magnetic resonance imaging (MRI) (CMRI), 75553-75564

massage, 32160

nuclear medicine

perfusion imaging, 78460-78465, 78478-78480

output

dilution, 93561-93562

inert gas rebreathing, 0104T-0105T

pacemaker

conversion, 33214

insertion, 33216-33220, 33224-33225

epicardial

open incision, 33202

thoroscopic, 33203

pulse generator only

dual chamber, 33213

single chamber, 33212

temporary

dual chamber, 33211

single chamber, 33210

with transvenous electrode(s)

atrial, 33206

atrial and ventricular, 33208

ventricular, 33207

removal, 33233-33237

replacement, 33206-33208

catheter, 33210

upgrade, 33214

positron emission tomography (PET), 78459

perfusion study, 78491-78492

pulse generator, 33212-33213

reconstruction

atria, 33254-33256, 33265-33266

rehabilitation, 93797-93798

removal

pacemaker, 33233-33237

repair

anomaly, 33608-33617

postinfarction, 33542

defect

septal, 33813-33814

wound, 33300-33315

septal defect

repair, 33813-33814

ventricular, 0166T-0167T, 33675-33688, 93581

tachycardia, 93609

Cardiac – continued

thrombectomy, 92973

thoracotomy, 32160

tissue ablation, 33250-33266

transplantation, 33933, 33935, 33944-33945

tumor

excision, 33120-33130

valve surgery, 33400-33478

Cardiectomy, 33930, 33940**Cardioassist**, 0049T, 92970-92971**Cardiolipin**, 86147**Cardiology**

defibrillator

insertion, 33216-33217, 33224-33225, 33240, 33249

removal, 33241, 33243-33244

repair, 33218-33220

repositioning, 33215, 33226

revision, 33223

testing, 93640-93642, 93741-93744

wearable device, 93741-93742, 93745

diagnostic

computer analysis

acoustic recording, 0068T-0070T

echocardiography

doppler, 93303-93321, 93662

intracardiac, 93662

transesophageal, 93318

transthoracic, 93303-93317, 93350

electrocardiogram (ECG),

interpretation and report, 0178T-0180T, 93000-93010, 93014

monitoring, 93660

tracing, 93012

ergonovine provocation test, 93024

esophageal recording

atrial, 93615-93616

evaluation and testing

cardioverter defibrillator, 93640-93642, 93741-93744

hemodynamic monitoring, 0086T

intracardiac

mapping, 93613, 93623-93624, 93631

recording, 93600-93612, 93618-93624

loop recorder system (ILRS), 93727

nuclear medicine, 78460-78461

pressure measurement, 0086T

stress test, 78473, 93015-93018, 93024

tilt table, 93660

ultrasound, 92978-92979

pacemaker

analysis, 93733, 93736

electrocardiography, 33214

electronic analysis, 93640-93642, 93724, 93731-93735, 93741-93745

insertion, 33202-33213, 33216-33220, 33224-33225

removal, 33233-33237

repair, 33218-33220

replacement, 33206-33213

repositioning, 33215, 33226

revision, 33222

testing

antitachycardia, 93724

chamber

dual, 93641-93642, 93731-93733, 93741-93742, 93745

single, 93734-93735, 93741-93742, 93745